

AZ696

10 AMP SUBMINIATURE POWER RELAY

FEATURES

- Miniature size: Form A version: 0.63" (16 mm) height, 1.10" (30 mm) length, 0.39" (10 mm) width
- High sensitivity, 100 mW pickup
- Dielectric strength 4000 Vrms
- Isolation spacing greater than 8 mm
- Approvals/Standards include: UL, VDE, IEC
- 10 Amp switching capability
- Epoxy sealed for automatic wave soldering and cleaning
- UL, CUR file E43203



CONTACTS

Arrangement	SPDT (1 Form C) SPST (1 Form B) SPST (1 Form A)
Ratings	Resistive load: Max. switched power: 300 W or 2500 VA Max. switched current: 10 A Max. switched voltage: 150* VDC or 380 VAC UL Rating: 10 A at 30 VDC resistive 10 A at 250 VAC general use 1/4 HP 120 VAC 1/2 HP 250 VAC B 300 pilot duty *Note: If switching voltage is greater than 30 VDC, special precautions must be taken. Please contact the factory.
Material	Silver cadmium oxide or silver tin oxide
Resistance	< 30 milliohms initially (at rated current, voltage drop method)

COIL

Power	
At Pickup Voltage (typical)	100 mW
Max. Continuous Dissipation	1.5 W at 20°C (68°F) ambient 1.2 W at 40°C (104°F) ambient
Temperature Rise	20°C (36°F) at nominal coil voltage
Temperature	Max. 110°C (230°F)

NOTES

1. All values at 20°C (68°F).
2. Relay may pull in with less than "Must Operate" value.
3. Specifications subject to change without notice.

GENERAL DATA

Life Expectancy Mechanical Electrical	Minimum operations 10 million 1 X 10 ⁵ at 10 A 240 VAC Res.
Operate Time (typical)	10 ms at nominal coil voltage
Release Time (typical)	5 ms at nominal coil voltage (with no coil suppression)
Dielectric Strength (at sea level for 1 min.)	4000 Vrms coil to contact 1000 Vrms between open contacts
Insulation Resistance	1000 megohms min. at 20°C, 500 VDC, 50% RH
Dropout	Greater than 10% of nominal coil voltage
Ambient Temperature Operating Storage	At nominal coil voltage -40°C (-40°F) to 70°C (158°F) -40°C (-40°F) to 110°C (230°F)
Vibration	0.062" DA at 10–55 Hz
Shock	20 g
Enclosure	P.B.T. polyester
Terminals	Tinned copper alloy, P.C.
Max. Solder Temp.	270°C (518°F)
Max. Solder Time	5 seconds
Max. Solvent Temp.	80°C (176°F)
Max. Immersion Time	30 seconds
Weight	14 grams



AMERICAN ZETTLER, INC.

www.azettler.com

75 COLUMBIA • ALISO VIEJO, CA 92656 • PHONE: (949) 831-5000 • FAX: (949) 831-8642 • E-MAIL: SALES@AZETTLER.COM

04/15/05W

AZ696

RELAY ORDERING DATA

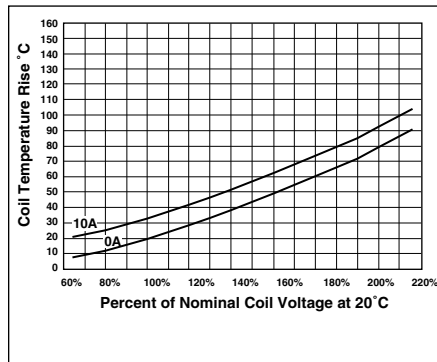
COIL SPECIFICATIONS				ORDER NUMBER	
Nominal Coil VDC	Must Operate VDC	Max Continuous VDC	Coil Resistance Ohms $\pm 10\%$	1 Form A (SPST-NO)	1 Form C (SPDT)
5	3.5	12.0	110	AZ696-1A-5D	AZ696-1C-5D
6	4.2	14.5	160	AZ696-1A-6D	AZ696-1C-6D
9	6.3	22.0	360	AZ696-1A-9D	AZ696-1C-9D
12	8.4	29.5	660	AZ696-1A-12D	AZ696-1C-12D
18	12.6	44.0	1,500	AZ696-1A-18D	AZ696-1C-18D
24	16.8	54.0	2,200	AZ696-1A-24D	AZ696-1C-24D
48	33.6	102.0	8,000	AZ696-1A-48D	AZ696-1C-48D

* Substitute "1B" in place of "1A" for 1 Form B contact. ADD suffix "E" to "1A" or "1B" or "1C" for silver tin oxide contacts.
Add Suffix "E" at the end of order number for sealed version.

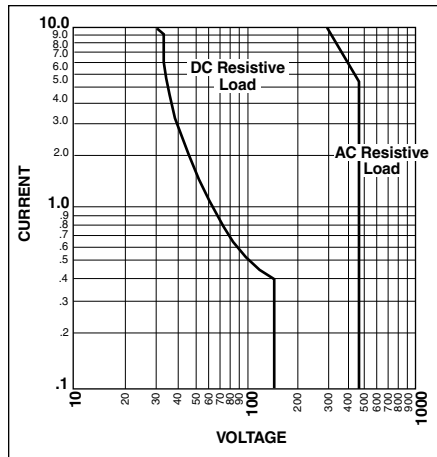
INTERNATIONAL APPROVALS

Germany	VDE 0435/09.72 at 8 Amps VDE 0631/12.83 at 8 Amps VDE 0700/1/2.81 at 8 Amps
---------	---

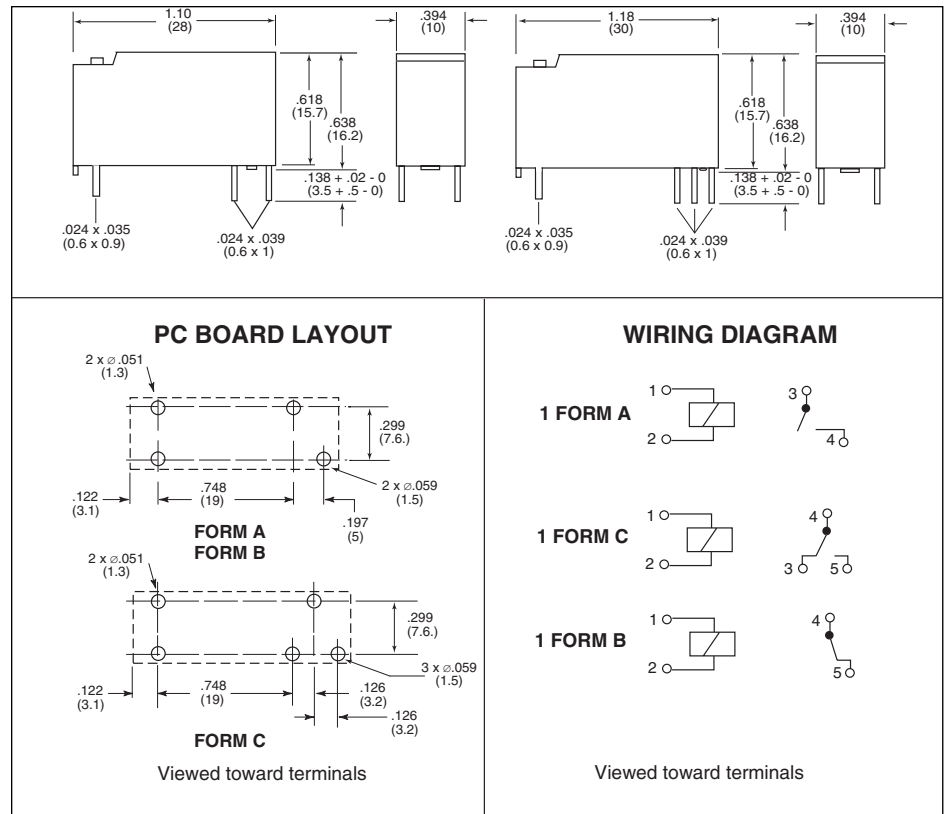
Coil Temperature Rise



Maximum Switching Capacity



MECHANICAL DATA



Dimensions in inches with metric equivalents in parentheses. Tolerance: $\pm .010$ "



AMERICAN ZETTLER, INC.

www.azettler.com

75 COLUMBIA • ALISO VIEJO, CA 92656 • PHONE: (949) 831-5000 • FAX: (949) 831-8642 • E-MAIL: SALES@AZETTLER.COM

04/15/05W